



TAG. Ball sometimes falls into bottom of cabinet instead of lodging in Tracy Island lift mechanism.


Application: All machines.

Cause: Usually this is a result of the subway wireframe not being adjusted correctly.


Remedy: Some early production machines will require the ends of the wireframe to be bent – please follow the description below.


Lift the playfield and remove the subway wireform (3 screws).

Confirm the bend on the ends of the frame as well as the adjustment height of the mounting bracket conforms to the following pictures.



Once the subway wireform is confirmed to fit the measurements, re-fit it to the playfield so the end of the wireform meets the Tracy Island mechanism with the measurements shown below.





The mounting position of the wireform at the ball entry end is not critical.

www.homepin.com/kits/subway_adjustment.pdf

November 2018

© Homepin Ltd (HK)

--oo0oo--